

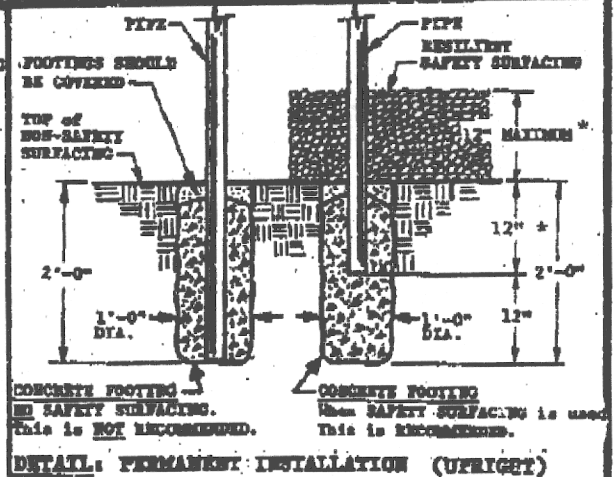
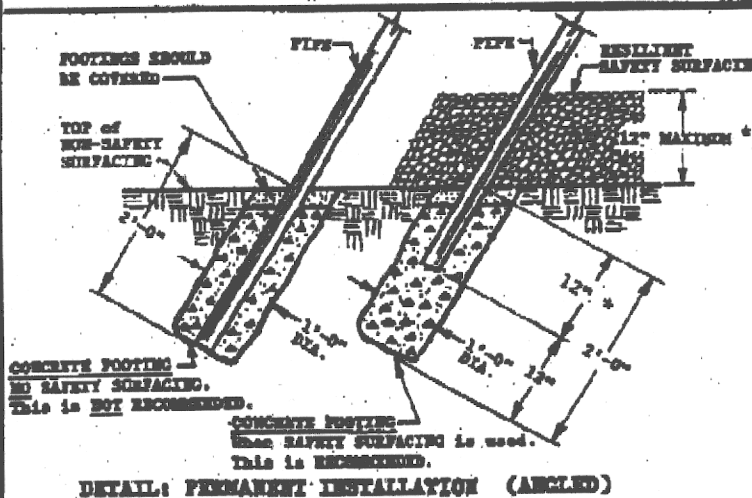
581-618 PRIMARY SWING-BIPOD LEGS (6 Seat)

GENERAL USE/FALL ZONE & FOOTING RECOMMENDATIONS

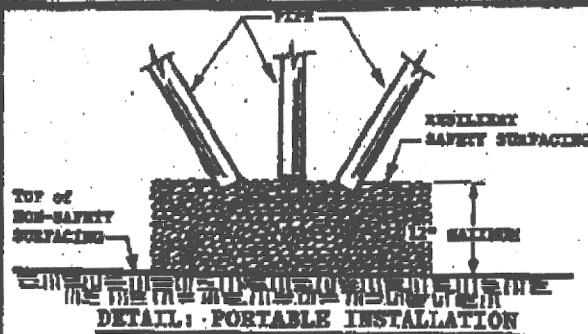
Page 2 of 4
Rev 10/05/94

STATIONARY & PORTABLE EQUIPMENT - USE/FALL ZONES SHOULD EXTEND A MINIMUM OF 6 FEET IN ALL DIRECTIONS FROM THE PERIMETER OF THE EQUIPMENT GROUND SPACE. THIS AREA SHOULD BE COVERED WITH THE REQUIRED AMOUNT OF **RESILIENT SAFETY SURFACING MATERIAL**. FOR SOME EQUIPMENT - USE/FALL ZONES CAN OVERLAP. SEE CONSUMER PRODUCT SAFETY COMMISSION GUIDELINES.

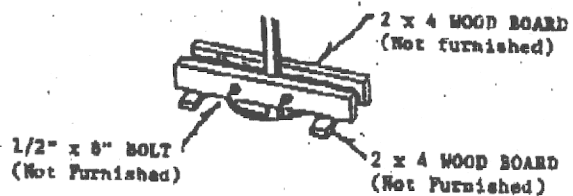
DIAMETER & DEPTH OF FOOTINGS ILLUSTRATED ARE SATISFACTORY IN MOST APPLICATIONS FOR PIPE SIZES UP TO 2 3/8" DIAMETER. VARYING SOIL & CLIMATIC CONDITIONS MAY REQUIRE DEEPER & HEAVIER FOOTINGS IN SOME AREAS. CHECK LOCAL BUILDING CODES.



* If resilient surfacing is to be less than 12", then additional pipe should be put in concrete to maintain proper finish grade for equipment.



SUGGESTED BRACING METHOD:



DETAIL: PERMANENT INSTALLATION

USE AREA & FOOTING LAYOUT:

